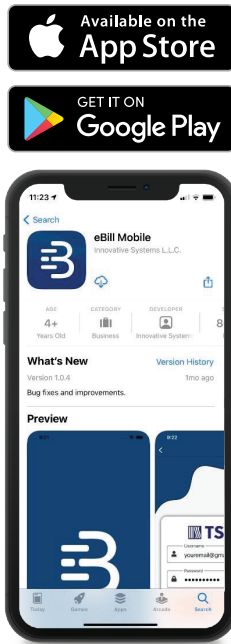



- 1 Download the app. You can search either the Apple App Store or Google Play Store for eBill Mobile App, then install it on your mobile device.



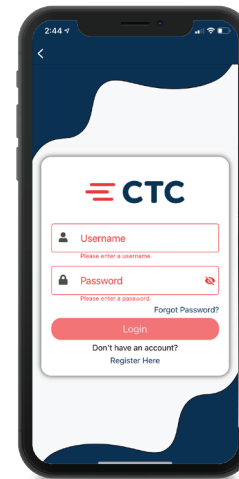
- 2 “Choose your provider” will popup, asking you to enter your service address zip code. Enter “56401” and click “Search”.



- 3 The CTC logo will pop up as shown. Click on the logo.

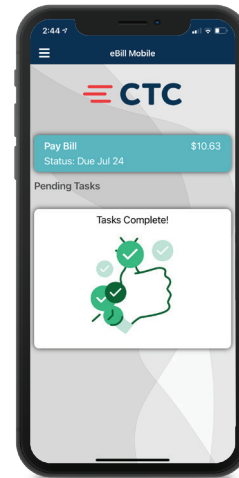
- 4 You will be prompted for your CTC eBill username and password. Enter those in the respective areas. Then select “login”.

**Not a current eBill user?**  
Instructions on how to register for an account on reverse side.

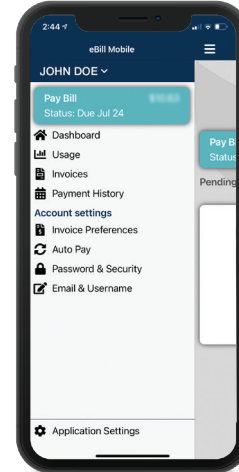


- 5 After logging in, you will be brought to the main dashboard screen.

**NOTE:** This screen may look slightly different if you do not have auto pay setup.



- 6 Click the hamburger menu in the upper left for a list of activities you can perform.



- **DASHBOARD** is the main screen showing your most recent balance due.
- **USAGE** will show you your current long distance usage.
- **INVOICES** allows you to review your past invoices from CTC.
- **PAYMENT HISTORY** will show you the past payments made to CTC.

### YOU CAN ALSO CHANGE ACCOUNT SETTINGS:

- **INVOICE PREFERENCES** will allow you to change from: paper bill only, email only, or paper bill and email.
  - **AUTO PAY** will allow you to set a credit card saved on file, or add a new payment method to the account.
- NOTE:** Some bundles/packages require an email only invoice preference and auto pay enabled to avoid additional charges.
- **PASSWORD AND SECURITY** allows you to update your security options for your online account.
  - **EMAIL AND USERNAME** can be used to update your set username and email address.

### APPLICATION SETTINGS

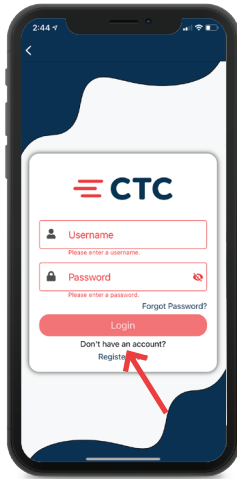
- Check for the latest updates for the app
- App licensing details
- App version
- Configuration:
  - System - Light Mode and Dark Mode: allows the app to change color schemes. System will default to your devices configuration, or you can set specifically to light or dark mode.

**Need help?**

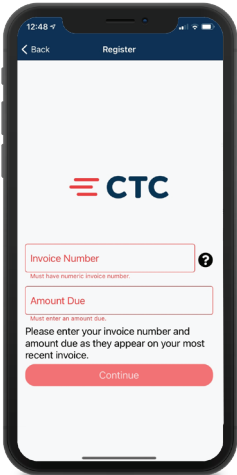
800-753-9104 | 218-454-1234  
goctc.com | f t v

7 If you have not registered yet for CTC eBill, tap “Register Here”

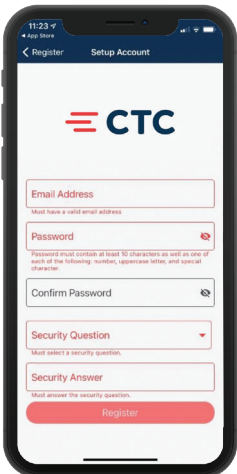
You will need a CTC invoice and enter the invoice number and the dollar amount.



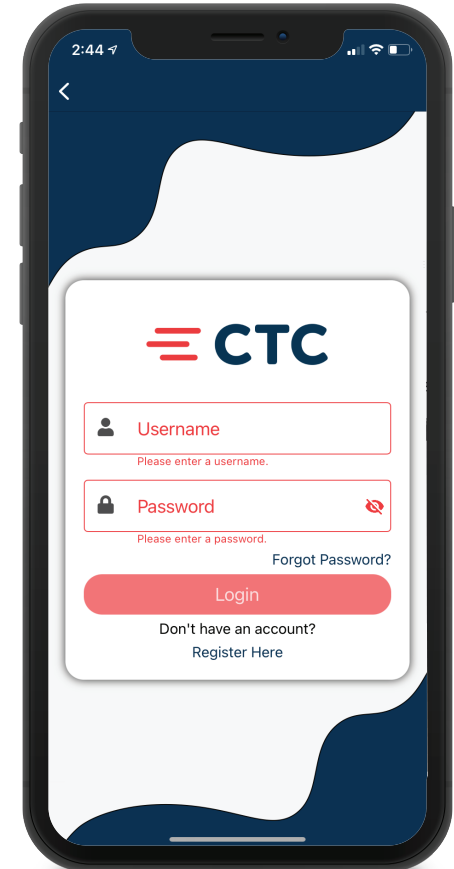
8 Enter the CTC invoice number and the amount due as it appears on your most recent invoice.



9 Enter details to finish setting up your account and then select “Register”.



## EBILL MOBILE APP Quick Start Guide



### CONNECTING THE COMMUNITY

14385 Edgewood Drive  
Baxter, MN 56425

800-753-9104 | 218-454-1234  
goctc.com | f t i n

